

RED TASKS

Draw a character or a setting from your book that you liked. Use words from your book to describe your picture. Include plenty of detail.

1

Find 10 interesting words in your book. Write down what each one means and then write a sentence using this word.

2

Find 10 adjectives in your book. Now try and use them in your own sentence.

3

Make a list of words and phrases used to set a scene or describe a character from your book.


4

Make a list of words from your book that other children may find hard to spell. Highlight the tricky part in each word.

5

Find 10 adverbs in your book. Put them in alphabetical order.

6



ORANGE TASKS

Choose 2 books on the same topic and compare how they are set out. How are they similar and how do they differ?

1

Choose a fact from your book. Draw a picture, diagram or graph to show the information in a visual way.

2

Identify 3 different organisational features in your book (e.g. index, contents, glossary). How do they help use to use the book? What might happen if they weren't

3

Create a quiz about the book, which uses different organisational features (e.g. glossary, contents, index). Challenge friend to find information using the different parts of the book.

4

Identify 3 visual ways (e.g. pictures, diagrams, photographs, graphs) that the author has provided information. How do these help us understand the information better?

5

Look at the organisational features used by the author (e.g. contents, index, glossary, additional information). Rank them in order of usefulness and explain your choices.

6



YELLOW TASKS

Find an example of a simile and a metaphor in your book. Why do you think the author has chosen these words?

1

Make a list of 10 words and phrases in your book that help to create an atmosphere. Make a word search including these words.

2

Find a description of a setting in your book. List the words or phrases that help describe this setting. Draw a picture of this setting and label it with the words you have chosen.

3

Look at the first page of your book. Think about how the story opens. Highlight the 5 most important words on the opening page. Why are these so important?

4

Write out a short passage from your book, changing 5 important words to other words with a similar meaning. Which version of the passage is now better?

5

Find 5 descriptive words in your book. Use a thesaurus to find antonyms and synonyms for these words. Now try and use these words in 5 new sentences.

6



GREEN TASKS

Draw a story mountain, story map or a cartoon strip to show the main events in your book.

1

Design a new front cover for your book and write a new blurb.

2

Summarise your book in 100 words or less.

3

Turn the story in your book into a poem, a haiku or limerick.

4

Write an author fact file. Include 6 interesting facts about your author. Email the author with a question and if they reply, print out the response and include it in your journal

5

List the main events that take place in your book. Make sure they are in the correct sequence.

6



BLUE TASKS

Compare 2 books on the same topic. Think about which book you prefer. Explain why one book is better than the other. Give examples.

1

Compare 2 characters from your book. How are they similar and how do they differ?

2

Compare your book to a website on the same topic. Which do you think gives better information and why?

3

Draw 3 pictures of different settings/characters in your book and collect descriptive words from the text used to describe them. Label your pictures.




4

Compare this book to others by the same author. Are there any similarities or differences?

5

Was there any part of the story that reminds you of any other books you have read? Explain the connection?

6



PURPLE TASKS

**Choose one character from your book.
Find 3 things that the author tells you about this character.**

1

**List all the characters that appear in your story.
Who is your favourite character and why?**

2

Create a 'True or False' quiz about facts from your books. Ask a friend to try out your quiz and use the book to answer the questions.

3

Choose an interesting character or setting from your book. Create the scene out of Lego. Take a photograph and put it in your journal.

4

**Create a fact file for your book.
Include plenty interesting and unusual facts.**

5

**Create a list of key words and create a glossary for your book.
Include explanations for your words.**

6

